

# DPO70E Series Optical Probes

## DPO70E1 and DPO70E2



### Features and benefits

- Accurate Optical Reference Receiver (ORR) filters for 25 GBd, 26 GBd, 28 GBd, and 53 GBd optical networking standards ensure highest measurement accuracy and correlation
- Versatile design delivers Bessel-Thompson ORR specified bandwidths or unfiltered response up to 59 GHz on multiple channels
- Broad wavelength with FC/PC or FC/APC connector options
- High sensitivity and low noise provide best SNR for high-speed signal analysis
- Enables deep analysis of PAM4 and PAM2 (NRZ) signaling, equalization and error detection/isolation
- Compatible with ATI and TekConnect® channels for maximum performance or channel density

### Applications

- Datacenter Networking equipment design validation
- Research - Characterization of laser-based velocity measurement system (e.g. PDV, BLR) and other optical phenomena
- System debug of optical interfaces using a real time oscilloscope's unique debug features

The DPO70E Series Optical probes can be used as an Optical Reference Receiver for high speed serial data signals (using selectable Bessel-Thomson ORR filters), or can be used as a conventional O/E converter for general wide-bandwidth optical signal acquisition. The DPO70E Series is compatible with DPO/MSO70000 C/DX/SX models. Connected to TekConnect channels for up to 33 GHz electrical bandwidth. Connected to ATI channels, the DPO70E1 provides up to 42 GHz electrical response; the DPO70E2 provides up to 59 GHz electrical bandwidth response.

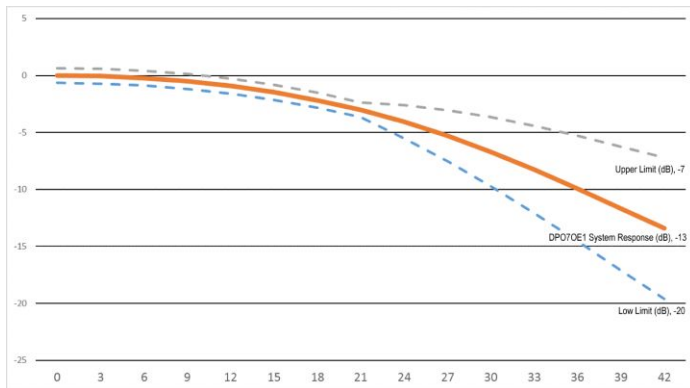
## Optical reference receiver performance

Achieving Optical Reference Receiver (ORR) response requires sufficient instrument bandwidth to ensure smooth frequency roll-off characteristics beyond the data rate. For design of Datacenter Networking equipment, an ORR with a fourth-order Bessel-Thomson (BT4) frequency response is generally used. For NRZ (PAM2), the reference receiver's -3 dB electrical bandwidth is set to a frequency of 75% of the optical symbol rate and its bandwidth limit guard bands are specified to a frequency of 150% of the optical symbol rate. Using these values for a 28 Gbd optical signal yields the following frequency response requirements:

Optical reference receiver attenuation	Frequency
-3 dB	$0.75 * 28 \text{ G} = 21 \text{ GHz}$
Nominal: -13.4 dB Range: -9.4 to -17.4 dB	$1.50 * 28 \text{ G} = 42 \text{ GHz}$

For PAM4 signals the BT4 filter is tuned lower. The electrical bandwidth is set to a frequency corresponding to 50% of the symbol rate. The ORR BT4 filters for the important symbol rates of PAM4 standards, such as 53.152 GBd and 26.5625 GBd, are also available in the DPO70E Series.

The DPO70E Series can be used in conjunction with 50 GHz and higher ATI channels on the DPO70000SX instruments, providing ample bandwidth for a smooth BT response for up to 28 GBd data. The DPO70E2, used in conjunction with 70 GHz ATI channels on the DPO70000SX instrument, supports smooth BT response for use at 53 GBd PAM4 data. The graph below shows a typical frequency response of the DPO70E1 on a DPO77002SX real-time oscilloscope.



Fourth order Bessel-Thompson frequency response of the DPO70E1 Optical Probe and DPO70000SX ATI channel

The smooth, controlled system response with the DPO70E Series and DPO70000SX oscilloscope is possible because the oscilloscope's system software calculates the BT4 filters using the S-parameters unique to the optical probe and the oscilloscope channel. Most real-time oscilloscopes today have a rather sharp roll-off (e.g. "brick wall") at or just above the rated channel bandwidth. This response limits the ability to replicate a true BT4 response, which has a much more gradual roll-off characteristic. Without a true BT4 response, the signal's eye opening will be reduced, adversely impacting the accuracy of the measurement.

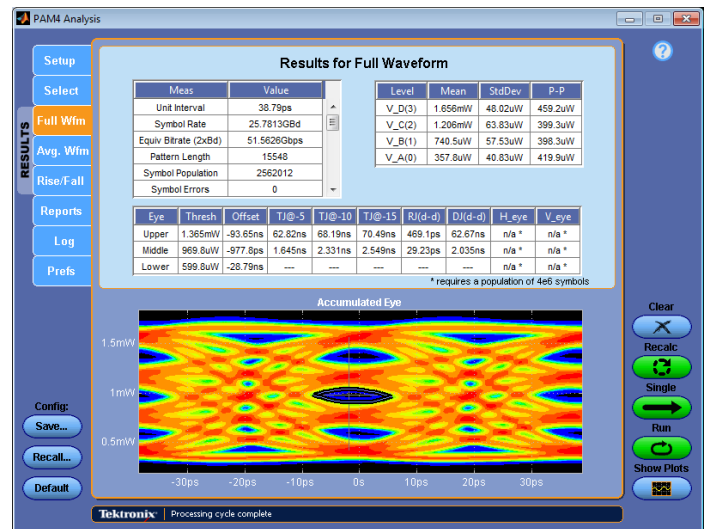
## Optical signal analysis

The DPO70E Series optical probe enables deep analysis of PAM4-O and PAM2 (NRZ) signaling using Tektronix' industry leading DPOJET Jitter and Eye Analysis and PAM4 Analysis software.

DPOJET supports the traditional optical measurements. These measurements include extinction ratio, eye high, eye low, eye crossing, and optical modulation amplitude.

## Industry-leading PAM4 signaling analysis

The PAM4-O software supports analysis of PAM4 optical signals with clock recovery, error detection, and IEEE and OIF-CEI standard specific measurements, e.g. TDECQ.



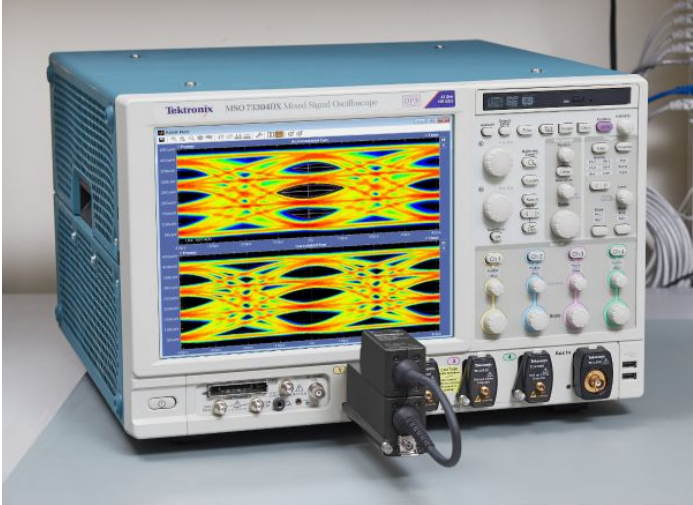
PAM4 Analysis Software with Eye Diagram and Example measurement Results

### Versatile configurations

The versatile design of the DPO7OE Series optical probe is compatible with either a DPO70000SX oscilloscope's ATI channel or channels with the TekConnect interface. This versatility makes the DPO7OE Series optical probe suitable for use with all DPO70000SX, MSO/DPO70000DX, and MSO/DPO70000C series oscilloscopes.



Optical Reference Receiver with up to 59 GHz on a DPO70000SX oscilloscope's ATI channel



DPO7OE1 is compatible with MSO/DPO70000DX models



DPO70000SX models support up to 4 optical inputs with 33 GHz maximum bandwidth

## Specifications

All specifications are guaranteed unless noted otherwise. All specifications apply to all models unless noted otherwise. <sup>1</sup>

### Nominal characteristics

<b>Electrical bandwidth (-3 dB) <sup>2</sup></b>	DPO70E1: 33 GHz DPO70E2: 59 GHz
<b>4th order Bessel Thomson filters <sup>3</sup></b>	User specified
<b>Coupling</b>	DC
<b>Wavelength range (Opt. FC/PC)</b>	DPO70E1: 750 nm to 1650 nm DPO70E1: 850 nm, 1310 nm, 1550 nm (calibrated) <sup>4</sup> DPO70E2: 1200 nm to 1650 nm DPO70E2: 1310 nm, 1550 nm (calibrated) <sup>4</sup>
<b>Wavelength range (Opt. FC/APC)</b>	1310 nm, 1550 nm (calibrated) <sup>4</sup> DPO70E1: 1260 nm to 1650 nm DPO70E2: 1200 nm to 1650 nm
<b>Optical connector types</b>	
<b>Opt. FC/PC</b>	FC/PC (FC is determined by the changeable JAE connector)
<b>Opt. FC/APC</b>	FC/APC

**Input fiber core diameter (maximum)**

Probe	Option	Specification
DPO70E1	FC/PC	50 μm (SMF and MMF compatible)
	FC/APC	9 μm (SMF compatible)
DPO70E2	FC/PC	9 μm (SMF compatible)
	FC/APC	

**Oscilloscope interfaces** ATI (1.85 mm RF connector), TekConnect

<sup>1</sup> Unless otherwise specified, all optical specifications tested at 1310 nm and 1550 nm. Also tested at 850 nm for the DPO70E1.

<sup>2</sup> With DSP.

<sup>3</sup> Filters are optical reference receiver compliant below 22 GHz electrical bandwidth for DPO70E1, and 29.5 GHz electrical bandwidth for DPO70E2.

<sup>4</sup> The DPO70E Series supports a calibrated amplitude response at custom wavelengths after a user calibration procedure is run.

## Optical characteristics

Rise time (10% to 90%) <sup>5</sup>	DPO70E1: 10.2 ps DPO70E2: 8 ps
Maximum input power (linear response)	4 mW, typical
Maximum non-destruct input signal	DPO70E1: 4 mW, typical DPO70E2: 2 mW, typical
Input return loss	DPO70E1: >19 dB DPO70E2: >27 dB
Aberrations	3% pk-pk (for ORR filters only), typical
Output zero (dark level)	± (10 μW ± 4% *  vertical offset ), 1310 nm and 1550 nm ± (12 μW ± 4% *  vertical offset ), 850 nm (DPO70E1 only)
Polarization dependence	< 0.3 dB, typical
DC vertical accuracy	± (25 μW + 4% *  (vertical reading) - (vertical offset) ), typical
Optical noise, RMS (DPO70E1)	1310 nm

Filter	TekConnect		ATI	
	Typ (μW)	Max (μW)	Typ (μW)	Max (μW)
None	7.42	8.83	9.31	9.93
Flat to 33 GHz	10.60	12.71	9.84	12.31
Flat to max	10.60	12.71	15.06	22.29
User 12.6 GHz (for 16.8 GBd NRZ)	5.20	7.64	6.23	8.18
User 21 GHz (for 28.05 GBd NRZ)	6.94	8.99	7.33	9.63

Optical noise, RMS (DPO70E2)  
1310 nm

Filter	TekConnect		ATI	
	Typ (μW)	Max (μW)	Typ (μW)	Max (μW)
None	11	13	16	18
Flat to max	11	13	16	18
User 12.6 GHz (for 16.8 GBd NRZ)	7.5	9.5	7.5	9.5

## Compatibility

Compatible Tektronix oscilloscopes	DPO7000SX, DSA/DPO7000D, MSO/DPO7000DX, MSO/DSA/DPO7000C
------------------------------------	--

## Temperature

Temperature	
Operating	10 °C to +40 °C
Non-operating	-22 °C to +60 °C

<sup>5</sup> With flat to max filter on ATI channel.

## Ordering information

### Models

DPO70E1	33 GHz bandwidth, single/multi-mode, 750 nm to 1650 nm, optical probe for MSO/DPO70000 Real Time Oscilloscopes
DPO70E2	59 GHz bandwidth, single-mode 1200 nm to 1650 nm, optical probe for MSO/DPO70000 Real Time Oscilloscopes

### Standard accessories

Hard case, Instruction manual, Certificate of Traceable Calibration, One year warranty, Optical fiber cleaning tool, ATI input support accessory



### Recommended oscilloscope application software

PAM4-O	Optical Measurements for PAM4
DJA	DPOJET Jitter and Eye Diagram Analysis with Optical Measurements
DJAN	DPOJET Jitter and Eye Diagram Analysis with Vertical Noise Separation
SDLA	Serial Data Link Analysis

### Recommended accessories

006-8327-xx	Optical connector cleaner
-------------	---------------------------

# Options

## Product options

**Note:** Select an optical input connector type from the following mandatory, mutually exclusive options.

- FC/APC**                                      FC/APC optical input connector (typically used in research applications)
- FC/PC**                                      FC/PC optical input connector (typically used in networking/data center network applications)

## Service options

- Opt. C3**                                      Calibration Service 3 Years
- Opt. C5**                                      Calibration Service 5 Years
- Opt. D3**                                      Calibration Data Report 3 Years (with Opt. C3)
- Opt. D5**                                      Calibration Data Report 5 Years (with Opt. C5)
- Opt. G3**                                      Complete Care 3 Years (includes loaner, scheduled calibration, and more)
- Opt. G5**                                      Complete Care 5 Years (includes loaner, scheduled calibration, and more)
- Opt. R3**                                      Repair Service 3 Years (including warranty)
- Opt. R5**                                      Repair Service 5 Years (including warranty)

Probes and accessories are not covered by the oscilloscope warranty and service offerings.



Tektronix is registered to ISO 9001 and ISO 14001 by SRI Quality System Registrar.

**ASEAN / Australasia** (65) 6356 3900  
**Belgium** 00800 2255 4835\*  
**Central East Europe and the Baltics** +41 52 675 3777  
**Finland** +41 52 675 3777  
**Hong Kong** 400 820 5835  
**Japan** 81 (3) 6714 3086  
**Middle East, Asia, and North Africa** +41 52 675 3777  
**People's Republic of China** 400 820 5835  
**Republic of Korea** +822 6917 5084, 822 6917 5080  
**Spain** 00800 2255 4835\*  
**Taiwan** 886 (2) 2656 6688

**Austria** 00800 2255 4835\*  
**Brazil** +55 (11) 3759 7627  
**Central Europe & Greece** +41 52 675 3777  
**France** 00800 2255 4835\*  
**India** 000 800 650 1835  
**Luxembourg** +41 52 675 3777  
**The Netherlands** 00800 2255 4835\*  
**Poland** +41 52 675 3777  
**Russia & CIS** +7 (495) 6647564  
**Sweden** 00800 2255 4835\*  
**United Kingdom & Ireland** 00800 2255 4835\*

**Balkans, Israel, South Africa and other ISE Countries** +41 52 675 3777  
**Canada** 1 800 833 9200  
**Denmark** +45 80 88 1401  
**Germany** 00800 2255 4835\*  
**Italy** 00800 2255 4835\*  
**Mexico, Central/South America & Caribbean** 52 (55) 56 04 50 90  
**Norway** 800 16098  
**Portugal** 80 08 12370  
**South Africa** +41 52 675 3777  
**Switzerland** 00800 2255 4835\*  
**USA** 1 800 833 9200

\* European toll-free number. If not accessible, call: +41 52 675 3777

**For Further Information.** Tektronix maintains a comprehensive, constantly expanding collection of application notes, technical briefs and other resources to help engineers working on the cutting edge of technology. Please visit [www.tek.com](http://www.tek.com).

Copyright © Tektronix, Inc. All rights reserved. Tektronix products are covered by U.S. and foreign patents, issued and pending. Information in this publication supersedes that in all previously published material. Specification and price change privileges reserved. TEKTRONIX and TEK are registered trademarks of Tektronix, Inc. All other trade names referenced are the service marks, trademarks, or registered trademarks of their respective companies.



12 Mar 2018 55W-61281-2

[www.tek.com](http://www.tek.com)

**Tektronix**<sup>®</sup>

